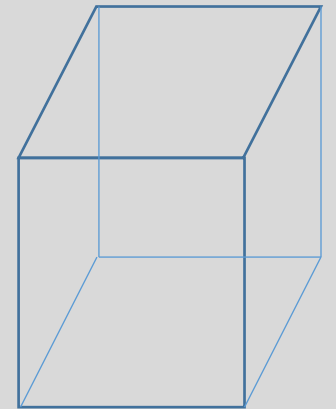


2023年第二季

元大證券 全球投資論壇



## 免責聲明


簡報所提供之資訊可能含有前瞻性敘述，實際結果可能與這些前瞻性敘述大不相同。簡報資料中所提供之資訊並未明示或暗示的表達或保證其具有正確性及完整性，亦不代表台灣半導體股份有限公司(本公司)對產業狀況或後續重大發展的完整論述。

## 簡報內容

- 財務報告 – 1Q23
- 車用二極體概況
- 法人提問

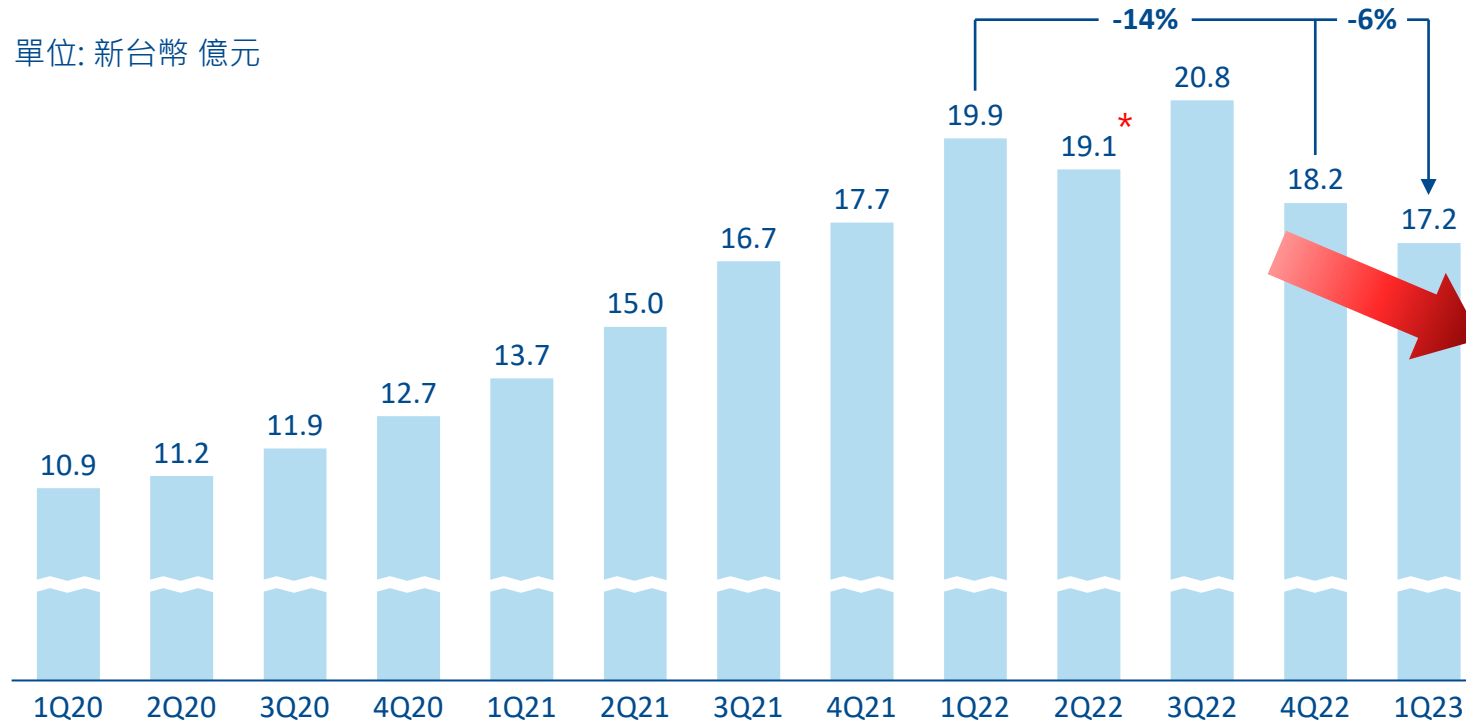
# 財務報告

## 1Q23



# 季度營收趨勢 (~ 最近季度)

單位: 新台幣 億元



\* 中國地區封控管制

# 季度綜合損益


(簡表)

Individual Qtr	1Q23		4Q22		1Q22		QoQ	YoY
Amount & %	NT\$ M	%	NT\$ M	%	NT\$ M	%	%	%
<b>Net Revenue</b>	<b>\$1,717</b>	<b>100%</b>	<b>\$1,819</b>	<b>100%</b>	<b>\$1,990</b>	<b>100%</b>	<b>-6%</b>	<b>-14%</b>
<b>Gross Margin</b>	<b>500</b>	<b>29.1%</b>	<b>586</b>	<b>32.2%</b>	<b>705</b>	<b>35.5%</b>	<b>-3.1 pts</b>	<b>-6.4 pts</b>
S&M	160	9%	126	7%	155	8%	27%	3%
Admin	91	5%	125	7%	101	5%	-27%	-10%
R&D	40	2%	39	2%	28	1%	1%	40%
<b>OPEX</b>	<b>291</b>	<b>17%</b>	<b>290</b>	<b>16%</b>	<b>285</b>	<b>14%</b>	<b>1 pt</b>	<b>3 pts</b>
<b>Ops Income</b>	<b>209</b>	<b>12%</b>	<b>296</b>	<b>16%</b>	<b>421</b>	<b>21%</b>	<b>-4 pts</b>	<b>-9 pts</b>
Non-Ops	81	5%	86	5%	100	5%	-6%	-19%
Tax	60	3%	71	4%	134	7%	-15%	-55%
<b>Net Income *</b>	<b>\$230</b>	<b>13%</b>	<b>\$312</b>	<b>17%</b>	<b>\$387</b>	<b>19%</b>	<b>-4 pts</b>	<b>-6 pts</b>
	NT\$ M	EPS	NT\$ M	EPS	NT\$ M	EPS	EPS	
<b>Parents N.I.</b>	<b>\$230</b>	<b>0.93</b>	<b>\$312</b>	<b>1.25</b>	<b>\$387</b>	<b>1.55</b>	<b>-0.32</b>	<b>-0.62</b>
Non-Control	130		169		99			
<b>NIAT &amp; EPS</b>	<b>\$360</b>	<b>0.93</b>	<b>\$481</b>	<b>1.25</b>	<b>\$485</b>	<b>1.55</b>	<b>-0.32</b>	<b>-0.62</b>

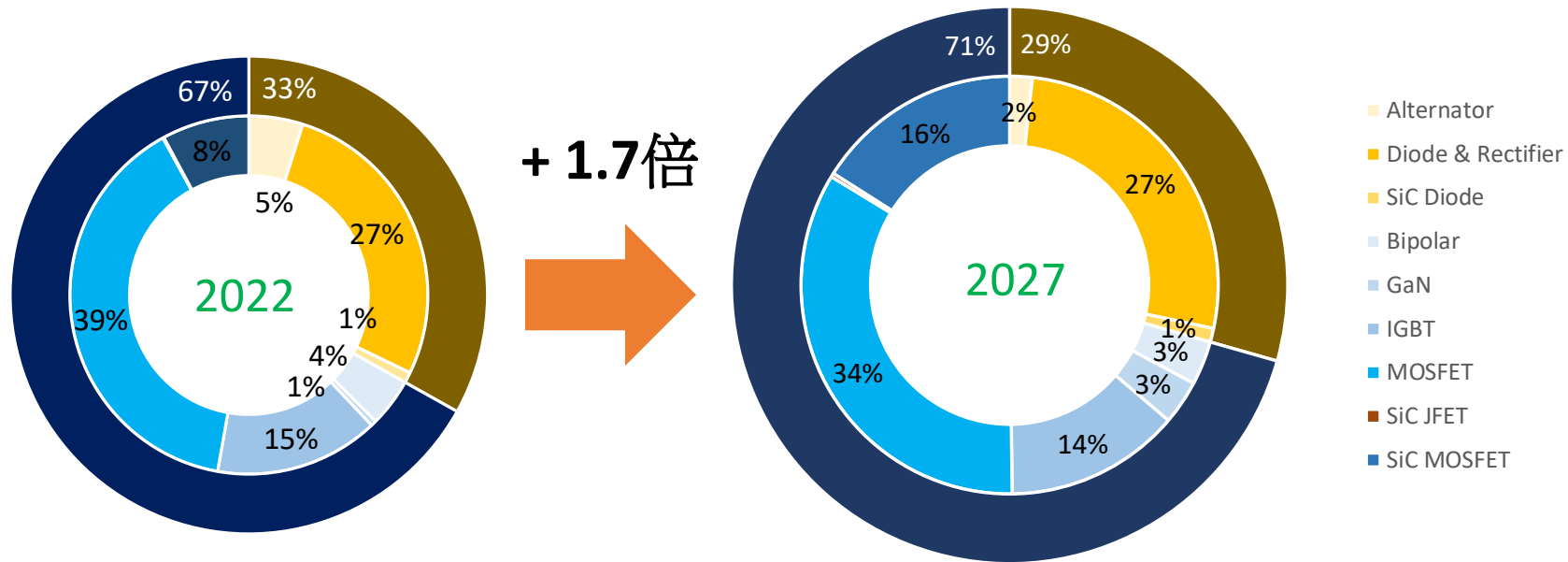
\* Adjusted to Net Income contributed to Parents

# 車用二極體

## 概況



# 全球車用二極體 (營收分佈)



Source: Omdia



# 全球車用二極體 (YoY Growth %)

YoY Growth %	2020	2021	2022	2023	2024	2025	2026	2027	CAGR: 2022-27
Diode & Rectifier	-16%	27%	32%	7%	12%	13%	10%	10%	10%
MOSFET	-14%	12%	22%	16%	12%	5%	4%	3%	8%
SiC MOSFET	5%	186%	32%	31%	33%	40%	21%	15%	28%

Source: Omdia



Taiwan Semi

Your Reliable Partner

Thank You

